



(<https://www.indiafilings.com/>)

Services



Home (<https://www.indiafilings.com/>) » Learn
(<https://www.indiafilings.com/learn/>) » Legal
(<https://www.indiafilings.com/learn/category/legal/>) » **West Bengal
Domicile Certificate**

West Bengal Domicile Certificate

Domicile or residence certificate is an important legal document which is used to prove the residency of the person residing in a particular state. In this article, we look at the procedure for obtaining a domicile certificate in the State of West Bengal.

Eligibility Criteria

The following are the eligibility criteria to obtain a domicile certificate from the West Bengal Government:

- Any person who is a resident of West Bengal.
- Women not initially belonging to the state, but married to a person who is a permanent resident of the state.

Documents Required

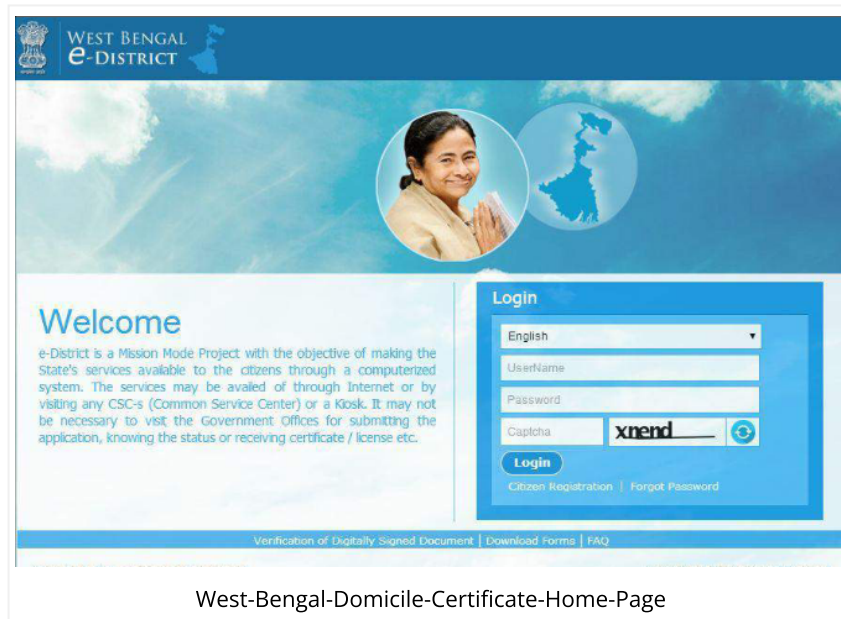
When applying for a domicile certificate, the following documents have to be submitted along with the application form.

- Residential proof of land or rented house (photocopy of land deed/rent receipt copy) (<https://www.indiafilings.com/learn/rent-receipt-format/>).
- Identity Proof (PAN card, Driving license, Voter card, Ration card, (<https://www.indiafilings.com/learn/west-bengal-digital-ration-card/>) Passport).
- Birth Certificate. (<https://www.indiafilings.com/learn/west-bengal-birth-certificate/>)
- Passport (<https://www.indiafilings.com/learn/passport-seva/>) size photograph.

Online Application Procedure

To apply for a domicile certificate, follow the procedures specified below:

Step 1: Login into the e-District website of West Bengal Government.



West-Bengal-Domicile-Certificate-Home-Page

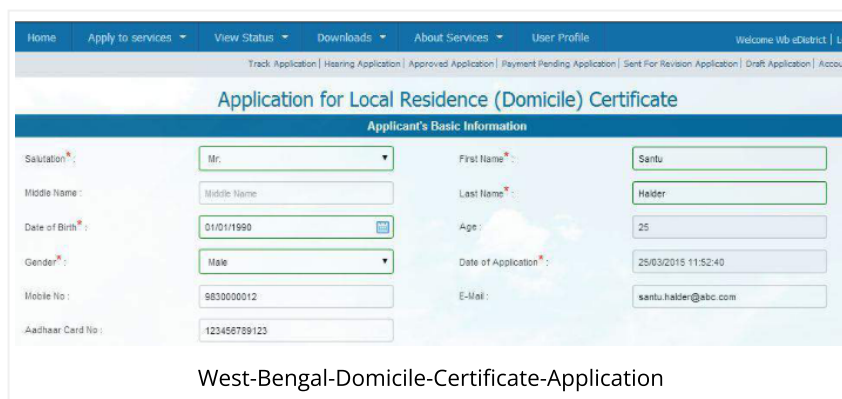
Step 2: Click on the Local residence(Domicile Certificate) option.



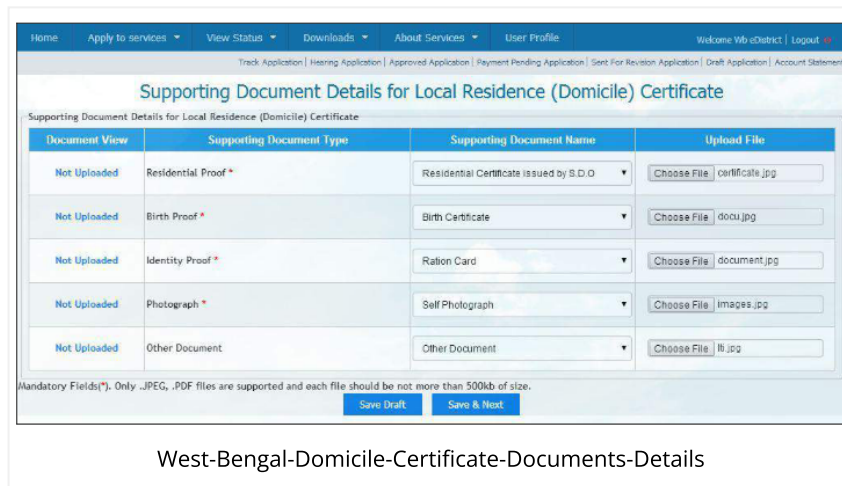
Step 3: Then, the instructions and requirements of Domicile certificate will be displayed. Please Select “apply”, as shown below.



Step 4: The application for domicile certificate appears on the screen. Fill the required details mentioned in the form.



Step 5: Attach the scanned documents and click on save button to submit your application.



West-Bengal-Domicile-Certificate-Documents-Details

Note: Once the application has been submitted successfully, the applicant receives an acknowledgement number to view the status of the application.

Download Domicile Certificate

Follow the steps below to download the domicile certificate:


Step 1: Visit the website mentioned above to view the status of the application form.

Step 2: Click on the approved application on the home page.



West-Bengal-Domicile-Certificate-Download-Certificate

Step 3: Select the service name from the list of approved applications.



Step 4: Click on a specific application by providing your acknowledgement number. Now, download the domicile certificate from the next page.

If the applicant does not receive the domicile certificate, then the applicant must visit the respective Tehsil office or Revenue Department office and apply it in person.

The applicant can apply for domicile certificate without remitting any fee for it. The concerned authority will issue the domicile certificate within 7 working days from the date of application. Domicile certificate is valid for a lifetime and hence doesn't prompt the need for renewal.

Other Related Guides

West Bengal Income Certificate

(<https://www.indiafilings.com/learn/west-bengal-income-certificate/>)

West Bengal Income Certificate Income certificate is an essential legal document which serves as a proof of an individual annual income earned from a...

Post by Karthiga

IndiaFilings is India's largest online compliance services platform dedicated to helping people start and grow their business, at an affordable cost. We were started in 2014 with the mission of making it easier for Entrepreneurs to start their business. We have since helped start and operate tens of thousands of businesses by offering a range of business services. Our aim is to help the entrepreneur on the legal and regulatory requirements, and be a partner throughout the business lifecycle, offering support at every stage to ensure the business remains compliant and continually growing.

2 (<https://www.indiafilings.com/learn/west-bengal-domicile-certificate/#comments>)



Easily register for GST and file GST returns online through IndiaFilings.

KNOW MORE ([HTTPS://WWW.INDIAFILINGS.COM/GST-REGIS](https://www.indiafilings.com/gst-regis))

IndiaFilings

- > [About IndiaFilings \(https://www.indiafilings.com/about-us\)](https://www.indiafilings.com/about-us)
- > [Online Payment \(http://checkout.ledgers.cloud/public/indiafiling\)](http://checkout.ledgers.cloud/public/indiafiling)
- > [Careers \(https://www.indiafilings.com/careers\)](https://www.indiafilings.com/careers)
- > [Contact Us \(https://www.indiafilings.com/contact-us\)](https://www.indiafilings.com/contact-us)

Platforms

- > [Business Search \(https://business.indiafilings.com/\)](https://business.indiafilings.com/)
- > [Trademark Search \(https://www.indiafilings.com/trademark-search\)](https://www.indiafilings.com/trademark-search)
- > [Client Portal \(https://auth.workid.global/auth?state=icfo\)](https://auth.workid.global/auth?state=icfo)

Usage

- > [Terms & Conditions \(https://www.indiafilings.com/termsconditions\)](https://www.indiafilings.com/termsconditions)
- > [Privacy Policy \(https://www.indiafilings.com/privacypolicy\)](https://www.indiafilings.com/privacypolicy)
- > [Refund Policy \(https://www.indiafilings.com/refund-policy\)](https://www.indiafilings.com/refund-policy)

- > [Confidentiality Policy](https://www.indiafilings.com/confidentiality-policy)
(<https://www.indiafilings.com/confidentiality-policy>)
 - > [Disclaimer Policy](https://www.indiafilings.com/disclaimer) (<https://www.indiafilings.com/disclaimer>)
 - > [IndiaFilings Review](https://www.indiafilings.com/review) (<https://www.indiafilings.com/review>)
-

Copyright © 2022 IndiaFilings Private Limited. All rights reserved.
Unless otherwise indicated, all materials on these pages are copyrighted
by IndiaFilings Private Limited. All rights reserved. No part of these pages,
either text or image may be used for any purpose.