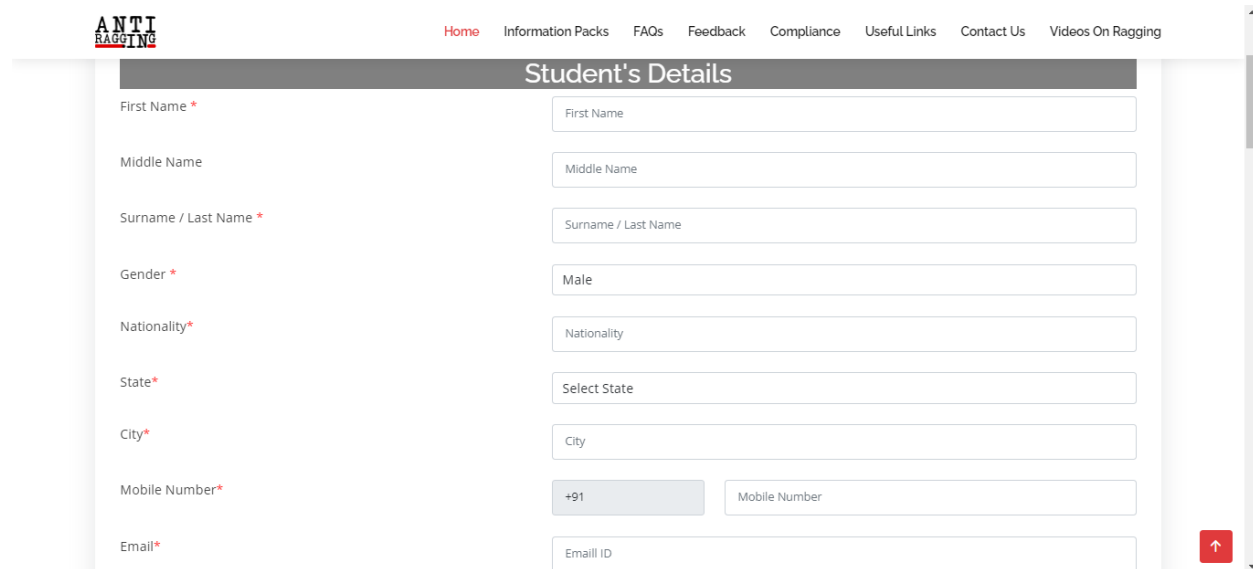


**Site Link: [https://antiragging.in/affidavit\\_affiliated\\_form.php](https://antiragging.in/affidavit_affiliated_form.php)**

(Click the link).

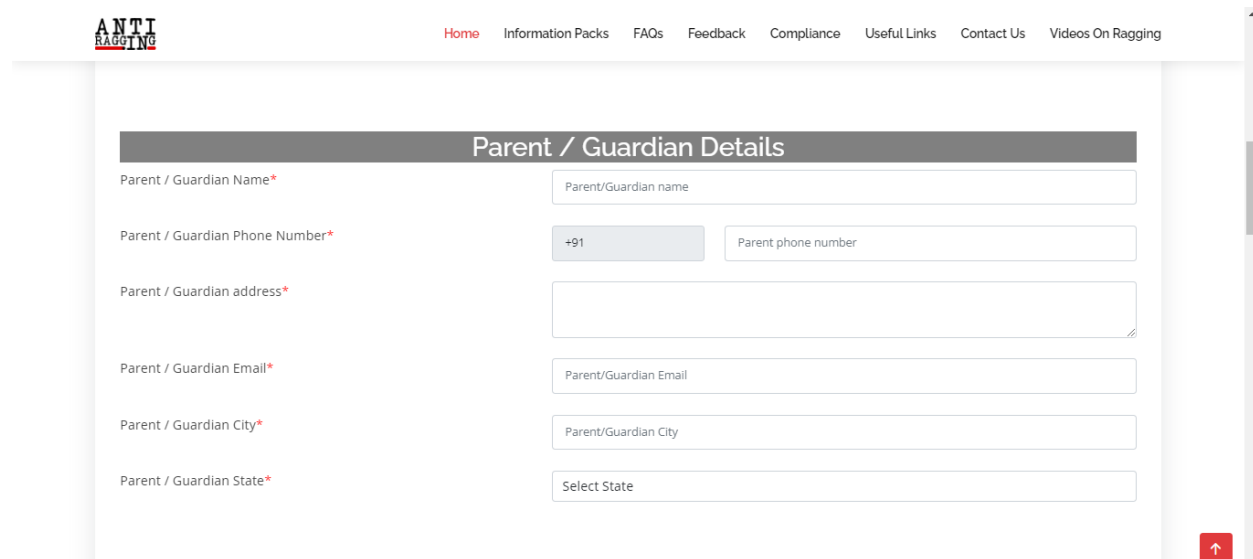
## Step 1: Student Details



The screenshot shows the 'Student's Details' form on the ANTI RAGGING website. The form is titled 'Student's Details' and is located on a page with a navigation menu at the top. The navigation menu includes links for Home, Information Packs, FAQs, Feedback, Compliance, Useful Links, Contact Us, and Videos On Ragging. The form fields are as follows:

- First Name \* (Text input)
- Middle Name (Text input)
- Surname / Last Name \* (Text input)
- Gender \* (Text input, value: Male)
- Nationality\* (Text input)
- State\* (Text input, value: Select State)
- City\* (Text input)
- Mobile Number\* (Text input, value: +91, Mobile Number)
- Email\* (Text input, value: Email ID)

## Step 2: Parent / Guardian Details



The screenshot shows the 'Parent / Guardian Details' form on the ANTI RAGGING website. The form is titled 'Parent / Guardian Details' and is located on a page with a navigation menu at the top. The navigation menu includes links for Home, Information Packs, FAQs, Feedback, Compliance, Useful Links, Contact Us, and Videos On Ragging. The form fields are as follows:

- Parent / Guardian Name\* (Text input, value: Parent/Guardian name)
- Parent / Guardian Phone Number\* (Text input, value: +91, Parent phone number)
- Parent / Guardian address\* (Text input)
- Parent / Guardian Email\* (Text input, value: Parent/Guardian Email)
- Parent / Guardian City\* (Text input, value: Parent/Guardian City)
- Parent / Guardian State\* (Text input, value: Select State)

## Step 3: College Details

State in which college is based: **West Bengal**

College Name: **Eminent College of Management & Technology**

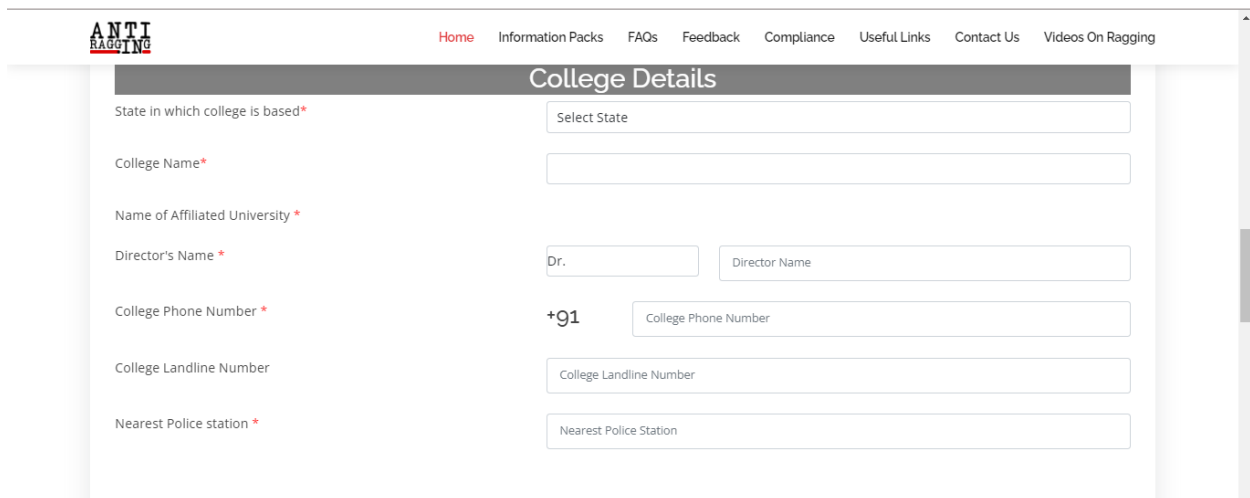
Name of Affiliated University: *\*it will be fetched automatically\**

Director's Name: **Dr. Seabratra Chatterjee**

College Phone Number: **8420430756**

College Landline Number: *\*keep it blank\**

Nearest Police station: **Duttapukur Police Station, WB**



The screenshot shows the 'College Details' form on the ANTI RAGGING website. The form is titled 'College Details' and is located on a page with a navigation menu at the top. The navigation menu includes links for Home, Information Packs, FAQs, Feedback, Compliance, Useful Links, Contact Us, and Videos On Ragging. The form fields are as follows:

- State in which college is based\*: Select State
- College Name\*: [Empty text box]
- Name of Affiliated University\*: [Empty text box]
- Director's Name\*: Dr. [Empty text box] Director Name [Empty text box]
- College Phone Number\*: +91 [Empty text box] College Phone Number
- College Landline Number: [Empty text box] College Landline Number
- Nearest Police station\*: [Empty text box] Nearest Police Station

## Step 4: Course details

*Select your course type:*

*Select Under Graduate Degree for (BCA, BBA, BBA (HM), B.OPTOMETRY, BMLT)*

*Select Post Graduate Degree for (M.Sc in CS)*

*Name of the course: Full course name*

*Number of students in your class: for*

**BCA 72**

**BBA 60**

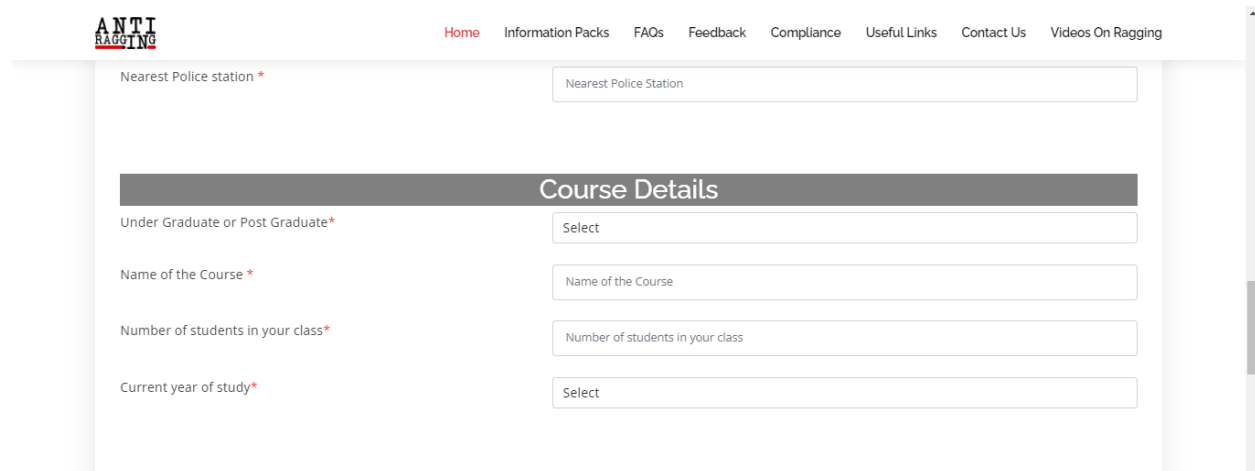
**BBA(HM) 36**

**BMLT 36**

**B.OPTOMETRY 30**

**M.SC 15**

*Current year of study: 1*

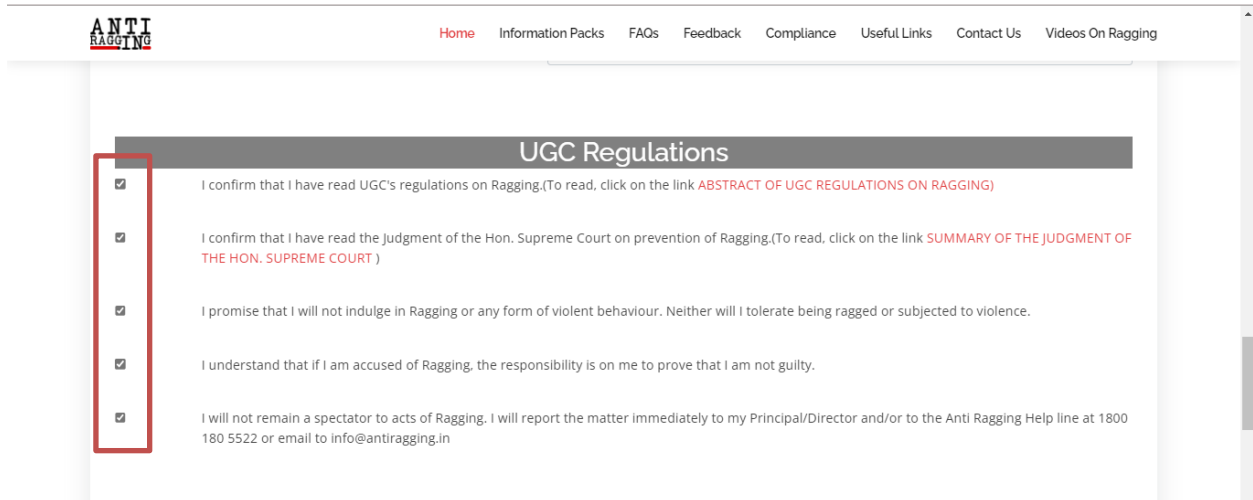


The screenshot shows the ANTI RAGGING website interface. At the top, there is a navigation menu with links: Home, Information Packs, FAQs, Feedback, Compliance, Useful Links, Contact Us, and Videos On Ragging. Below the navigation, there is a search bar for the "Nearest Police station" with a text input field containing "Nearest Police Station". The main content area is titled "Course Details" and contains four form fields:

- Under Graduate or Post Graduate\***: A dropdown menu with "Select" as the current option.
- Name of the Course\***: A text input field with "Name of the Course" as the placeholder text.
- Number of students in your class\***: A text input field with "Number of students in your class" as the placeholder text.
- Current year of study\***: A dropdown menu with "Select" as the current option.

## Step 5: UGC Regulations

*Mark all as checked*



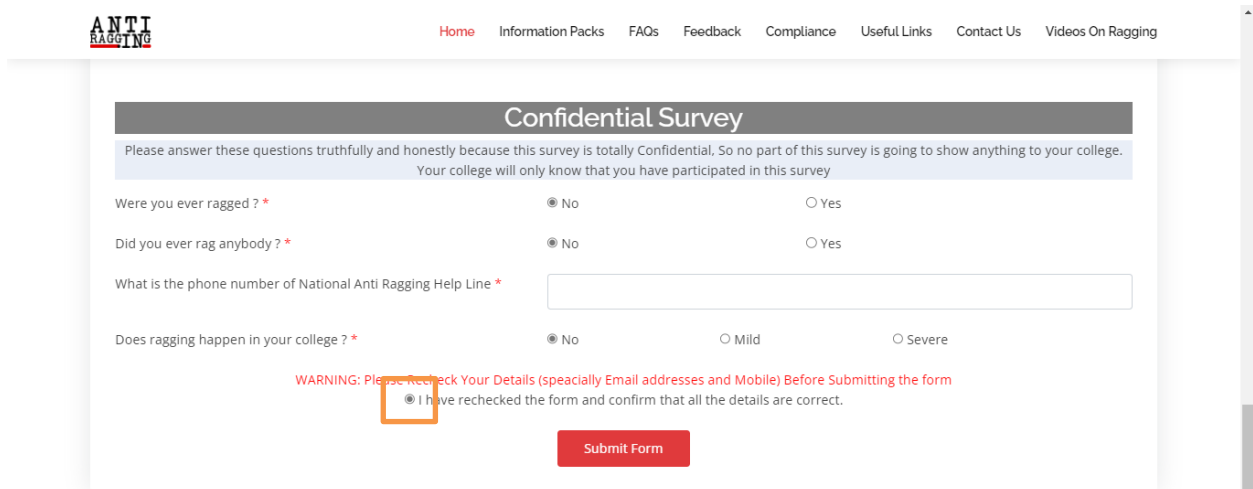
The screenshot shows the 'ANTI RAGGING' website header with navigation links: Home, Information Packs, FAQs, Feedback, Compliance, Useful Links, Contact Us, and Videos On Ragging. The main content area is titled 'UGC Regulations' and contains five items, each with a checked checkbox:

- I confirm that I have read UGC's regulations on Ragging.(To read, click on the link [ABSTRACT OF UGC REGULATIONS ON RAGGING](#))
- I confirm that I have read the Judgment of the Hon. Supreme Court on prevention of Ragging.(To read, click on the link [SUMMARY OF THE JUDGMENT OF THE HON. SUPREME COURT](#) )
- I promise that I will not indulge in Ragging or any form of violent behaviour. Neither will I tolerate being ragged or subjected to violence.
- I understand that if I am accused of Ragging, the responsibility is on me to prove that I am not guilty.
- I will not remain a spectator to acts of Ragging. I will report the matter immediately to my Principal/Director and/or to the Anti Ragging Help line at 1800 180 5522 or email to [info@antragging.in](mailto:info@antragging.in)

## Step 6: Confidential Survey

*Fill the right information asked*

*What is the phone number of National Anti Ragging Help Line: **1800-180-5522***



The screenshot shows the 'ANTI RAGGING' website header with navigation links: Home, Information Packs, FAQs, Feedback, Compliance, Useful Links, Contact Us, and Videos On Ragging. The main content area is titled 'Confidential Survey' and contains the following text and form fields:

Please answer these questions truthfully and honestly because this survey is totally Confidential. So no part of this survey is going to show anything to your college. Your college will only know that you have participated in this survey

Were you ever ragged ? \*  No  Yes

Did you ever rag anybody ? \*  No  Yes

What is the phone number of National Anti Ragging Help Line \*

Does ragging happen in your college ? \*  No  Mild  Severe

**WARNING: Please Recheck Your Details (specially Email addresses and Mobile) Before Submitting the form**

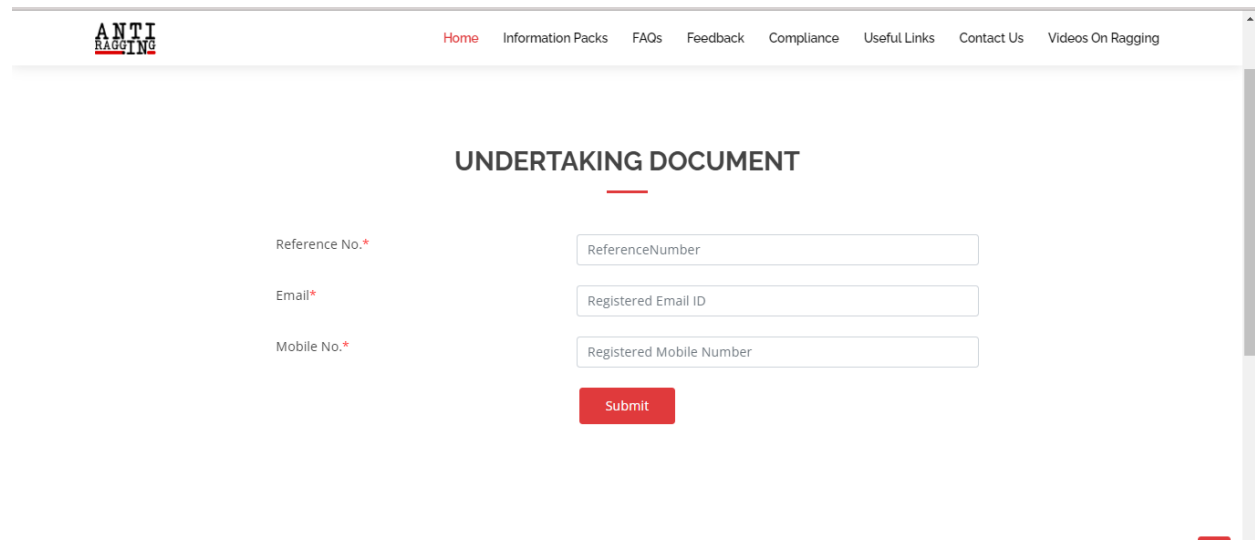
I have rechecked the form and confirm that all the details are correct.

After clicking **Submit Form**, Save/Note the Reference No.

Go to undertaking document. *Link:*

[https://antiragging.in/undertaking\\_request.php](https://antiragging.in/undertaking_request.php)

*Put the reference no, email and mobile number and click on **Submit** to get the PDF.*



The screenshot shows the 'UNDERTAKING DOCUMENT' form on the ANTI RAGGING website. The form is centered on the page and contains three input fields and a submit button. The top navigation bar includes the ANTI RAGGING logo and links for Home, Information Packs, FAQs, Feedback, Compliance, Useful Links, Contact Us, and Videos On Ragging. The form fields are labeled 'Reference No.\*', 'Email\*', and 'Mobile No.\*', with corresponding input boxes containing 'ReferenceNumber', 'Registered Email ID', and 'Registered Mobile Number'. A red 'Submit' button is located below the input fields.

ANTI RAGGING

Home Information Packs FAQs Feedback Compliance Useful Links Contact Us Videos On Ragging

### UNDERTAKING DOCUMENT

Reference No.\*

Email\*

Mobile No.\*